

Scaled data based on original data using
LM-79-08 Approved Method: Electrical and Photometric Measurements of Solid-
State Lighting Products

Test Report Prepared for
Cooper Lighting Solutions
(formerly Eaton)

Brand: INVUE

Report Number: P226215

Luminaire Tested: **MLA-B3-LED-XX-T3-7030-XX**

Issue Date: 03/03/2020

Test Information

Test Method: LM-79-08
Report Number: P226215
TEST IS SCALED FROM IESNA LM-79-08 TEST DATA (P29662)
Test Lab: INNOVATION CENTER-P2
Issue Date: 03/03/2020
Manufacturer: COOPER LIGHTING SOLUTIONS (FORMERLY EATON)
Product Line: INVUE
Catalog Number: MLA-B3-LED-XX-T3-7030-XX
Description: METROLINE ARCHITECTURAL LED LUMINAIRE
70 CRI, 3000K LEDS AND TYPE III DISTRIBUTION
Light Source: -
Ballast/Driver: ELECTRONIC DRIVER

Summary

Lumens per Lamp: N/A
Luminaire Lumens: 10699 lumens
Efficiency: N/A
Efficacy: 114.2 lumens/watt
Luminous Opening: Rectangular w/ Sides (W: 0.17' x L: 3.75' x H: 0.17')
IES Classification: Type III - Short - Semi-Cutoff
BUG Rating: B3 - U1 - G3

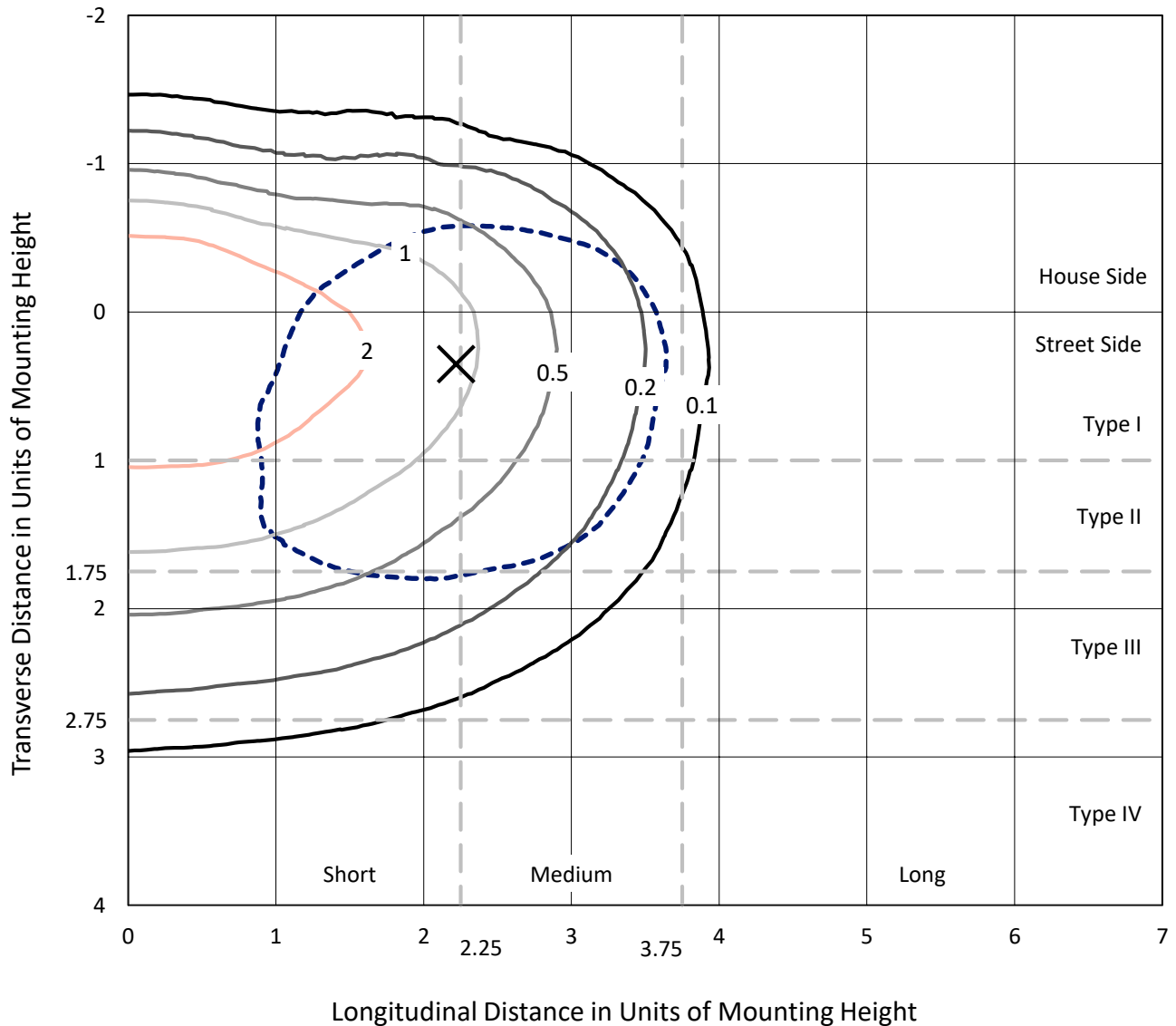
Input Watts (W): 93.7
Input Voltage (V): NR
Input Current (Ain): NR
Voltage Rise (V): NR
Power Factor: NR
Total Harmonic Distortion (THDi): NR
Frequency (hertz): 60
Stabilization Time: NR
Operation Time: NR
Ambient Temperature (°C): NR
Test Distance: 25 FT



REPORT NUMBER: P226215
 CATALOG NUMBER: MLA-B3-LED-XX-T3-7030-XX

Iso-Footcandle Lines of Horizontal Illumination

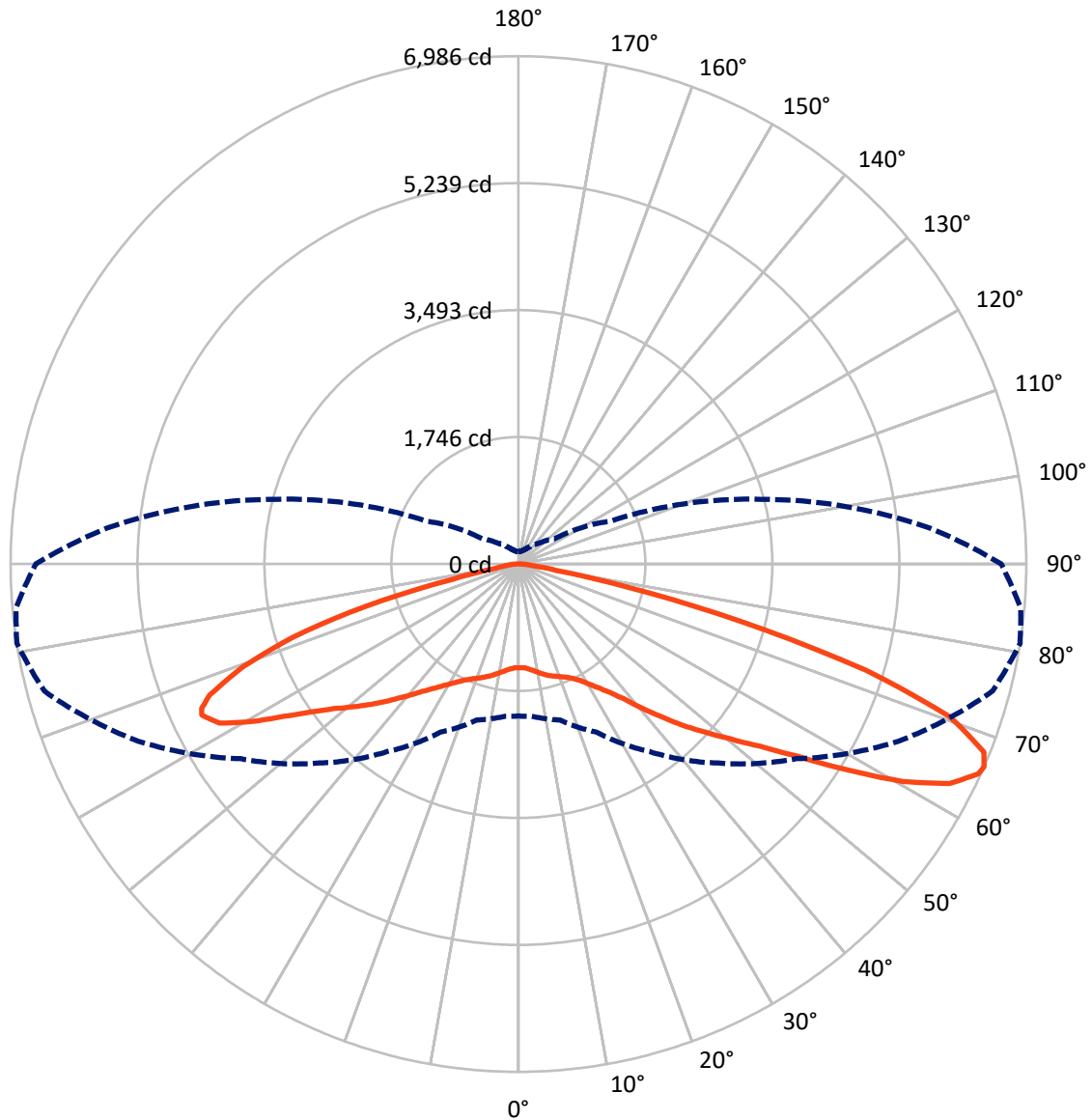
✕ Max cd
 - - - 1/2 Max cd



Based on 20 foot mounting height. Maximum calculated value = 3.8 fc
 Type III - Short - Semi-Cutoff

REPORT NUMBER: P226215
CATALOG NUMBER: MLA-B3-LED-XX-T3-7030-XX

Luminous Intensity Polar Plot



— Vertical Plane Through 81-Deg Lateral - - - Horizontal Cone Through 66-Deg Vertical

REPORT NUMBER: P226215

CATALOG NUMBER: MLA-B3-LED-XX-T3-7030-XX

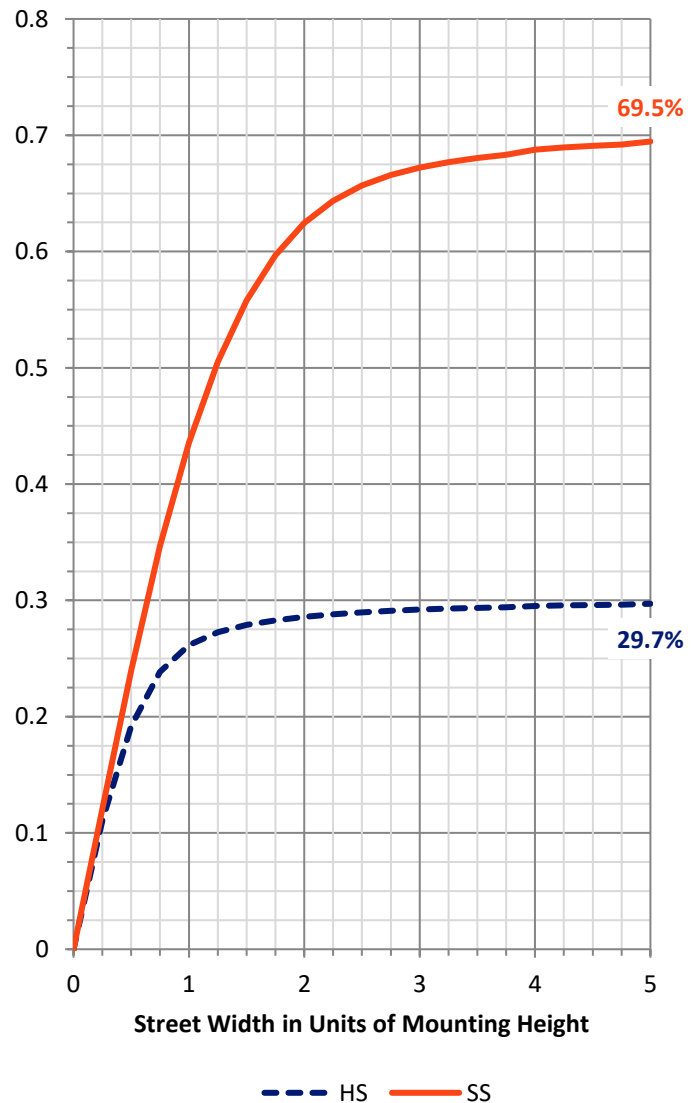
FLUX DISTRIBUTION:

		Downward	Upward	Total
House Side	Lumens	3217.7	3.8	3221.5
	% Fixture	30.1	0.0	30.1
Street Side	Lumens	7471.8	5.7	7477.5
	% Fixture	69.8	0.1	69.9
Total	Lumens	10689.5	9.5	10699.0
	% Fixture	99.9	0.1	100.0

Coefficient of Utilization

ZONAL LUMENS:

Zone	Lumens	% Fixture
0°-10°	140.3	1.3
10°-20°	444.8	4.2
20°-30°	759.4	7.1
30°-40°	1135.4	10.6
40°-50°	1626.4	15.2
50°-60°	2229.7	20.8
60°-70°	2730.6	25.5
70°-80°	1385.6	13.0
80°-90°	237.2	2.2
90°-100°	9.3	0.1
100°-110°	0.2	0.0
110°-120°	0.0	0.0
120°-130°	0.0	0.0
130°-140°	0.0	0.0
140°-150°	0.0	0.0
150°-160°	0.0	0.0
160°-170°	0.0	0.0
170°-180°	0.0	0.0
0°-90°	10689.5	99.9
0°-180°	10699.0	100.0



REPORT NUMBER: P226215

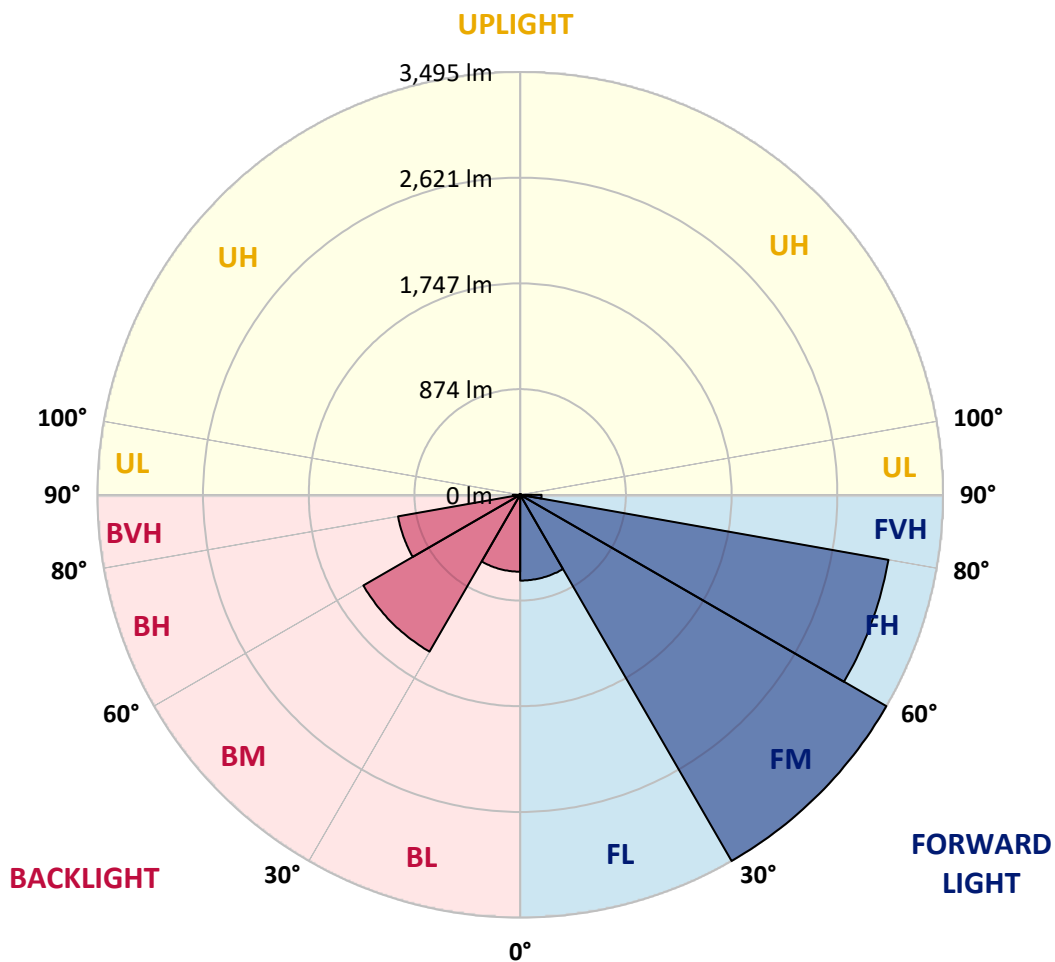
CATALOG NUMBER: MLA-B3-LED-XX-T3-7030-XX

LUMINAIRE CLASSIFICATION SYSTEM LUMEN TABLE AND BUG RATING:

Zone		Lumens	% Fixture	Zone Rating/Lumen Limit		
				B	U	G
FL	(0°-30°)	708.8	6.6			
FM	(30°-60°)	3495.0	32.7			
FH	(60°-80°)	3091.2	28.9			G2/5000
FVH	(80°-90°)	176.8	1.7			G2/225
BL	(0°-30°)	635.7	5.9	B2/1000		
BM	(30°-60°)	1496.6	14.0	B2/2500		
BH	(60°-80°)	1025.0	9.6	B3/2500		G3/2500
BVH	(80°-90°)	60.4	0.6			G1/100
UL	(90°-100°)	9.3	0.1		U1/10	
UH	(100°-180°)	3.8	0.0		U1/10	

BUG Rating: B3-U1-G3

Type III Short





REPORT NUMBER: P226215

CATALOG NUMBER: MLA-B3-LED-XX-T3-7030-XX

CANDELA DISTRIBUTION (FULL):

	0°	5°	15°	25°	35°	45°	55°	65°	75°	81°	85°
0°	1428.8	1428.8	1428.8	1428.8	1428.8	1428.8	1428.8	1428.8	1428.8	1428.8	1428.8
2.5°	1452.7	1448.3	1435.0	1432.4	1427.0	1437.7	1438.5	1438.5	1430.6	1427.0	1424.4
5°	1466.9	1462.4	1449.2	1448.3	1441.2	1453.6	1454.5	1452.7	1449.2	1449.2	1449.2
7.5°	1506.7	1501.4	1487.2	1479.3	1468.6	1477.5	1478.4	1478.4	1477.5	1479.3	1480.2
10°	1567.8	1556.3	1540.4	1526.2	1507.6	1512.0	1510.3	1513.8	1512.9	1518.2	1516.5
12.5°	1621.8	1613.8	1594.4	1578.4	1554.5	1553.6	1545.7	1545.7	1550.1	1557.2	1557.2
15°	1668.7	1663.4	1643.9	1629.8	1605.9	1595.2	1580.2	1580.2	1586.4	1592.6	1591.7
17.5°	1708.6	1707.7	1685.5	1675.8	1651.0	1639.5	1613.8	1611.2	1618.3	1621.8	1621.8
20°	1746.6	1744.0	1723.6	1712.1	1692.6	1687.3	1644.8	1637.7	1648.4	1654.6	1653.7
22.5°	1772.3	1767.0	1748.4	1738.7	1728.9	1730.7	1682.9	1666.9	1682.9	1691.7	1690.0
25°	1792.7	1789.1	1765.2	1761.7	1762.6	1779.4	1730.7	1717.4	1735.1	1742.2	1740.4
27.5°	1817.4	1813.0	1790.9	1783.8	1803.3	1838.7	1805.0	1786.5	1805.9	1815.7	1816.6
30°	1871.4	1867.9	1838.7	1828.1	1862.6	1929.0	1905.1	1886.5	1889.1	1916.6	1920.1
32.5°	1996.3	1990.9	1960.0	1940.5	1978.6	2063.5	2050.3	2025.5	2006.0	2032.6	2039.6
35°	2125.5	2120.2	2101.6	2091.9	2150.3	2259.2	2246.8	2213.2	2152.1	2170.7	2175.1
37.5°	2202.5	2208.7	2214.0	2242.4	2339.7	2484.0	2489.4	2445.1	2346.8	2351.3	2345.1
40°	2269.8	2276.9	2303.4	2380.5	2532.7	2701.8	2772.6	2710.7	2608.0	2598.2	2573.5
42.5°	2324.7	2339.7	2387.5	2511.5	2708.9	2908.1	3031.1	2974.5	2896.6	2863.8	2831.1
45°	2390.2	2400.8	2469.0	2636.3	2863.8	3102.0	3261.3	3232.1	3186.9	3162.1	3086.9
47.5°	2441.5	2460.1	2533.6	2733.7	3001.0	3279.0	3480.8	3502.1	3503.9	3452.5	3368.4
50°	2509.7	2532.7	2597.4	2818.7	3094.0	3418.9	3686.2	3773.9	3833.2	3781.8	3655.2
52.5°	2584.1	2613.3	2681.5	2931.1	3185.2	3526.9	3870.4	4051.8	4195.2	4164.3	4028.8
55°	2681.5	2707.1	2784.1	3066.5	3313.5	3654.4	4072.2	4390.9	4688.3	4675.1	4542.3
57.5°	2784.1	2798.3	2885.1	3192.2	3490.6	3868.6	4315.6	4855.7	5331.9	5346.1	5203.6
60°	2707.1	2719.5	2821.3	3183.4	3582.6	4074.9	4574.1	5389.5	6036.6	6071.1	5949.8
62.5°	2490.2	2501.7	2620.4	3015.2	3507.4	4114.7	4747.6	5748.9	6554.5	6651.0	6504.0
65°	2214.0	2226.4	2348.6	2696.5	3287.9	3977.5	4740.6	5833.9	6762.5	6955.5	6875.8
66°	2090.1	2101.6	2221.1	2552.2	3149.8	3871.2	4667.1	5766.6	6751.9	6985.6	6936.0
67.5°	1899.8	1870.6	1977.7	2327.3	2907.2	3656.1	4465.3	5607.2	6619.1	6905.0	6887.3
70°	1453.6	1428.8	1543.0	1850.2	2392.9	3147.1	3968.6	5067.2	6048.1	6298.6	6334.0
72.5°	1000.3	982.6	1088.0	1350.0	1793.5	2458.4	3220.6	4173.1	4891.9	4998.2	5132.7
75°	705.6	694.9	757.8	900.3	1203.1	1693.5	2374.3	2969.2	3202.0	3159.5	3293.2
77.5°	412.5	422.3	507.3	623.2	833.9	1066.7	1615.6	1827.2	1701.5	1515.6	1431.5
80°	204.5	206.3	281.5	372.7	594.0	805.6	1050.8	1184.5	1072.0	525.0	387.7
82.5°	94.7	103.6	139.0	171.7	264.7	582.5	888.8	1132.2	962.3	215.1	171.7
85°	40.7	54.0	89.4	106.2	111.5	232.8	725.9	1020.7	612.6	130.1	104.5
87.5°	12.4	29.2	61.1	74.4	67.3	85.0	271.8	465.6	222.2	64.6	58.4
90°	0.0	17.7	38.1	42.5	37.2	34.5	78.8	143.4	57.5	23.0	21.2
92.5°	0.0	8.0	21.2	20.4	15.0	9.7	11.5	11.5	3.5	2.7	2.7
95°	0.0	1.8	8.0	5.3	3.5	1.8	0.9	0.9	0.9	0.9	0.9
97.5°	0.0	0.0	0.9	1.8	1.8	0.9	0.9	0.9	0.9	0.9	0.9
100°	0.0	0.0	0.9	1.8	1.8	0.9	0.9	0.9	0.9	0.9	0.9
102.5°	0.0	0.0	0.0	0.0	0.0	0.0	0.0	0.0	0.0	0.0	0.0
105°	0.0	0.0	0.0	0.0	0.0	0.0	0.0	0.0	0.0	0.0	0.0
107.5°	0.0	0.0	0.0	0.0	0.0	0.0	0.0	0.0	0.0	0.0	0.0



REPORT NUMBER: P226215

CATALOG NUMBER: MLA-B3-LED-XX-T3-7030-XX

CANDELA DISTRIBUTION (continued):

	0°	5°	15°	25°	35°	45°	55°	65°	75°	81°	85°
110°	0.0	0.0	0.0	0.0	0.0	0.0	0.0	0.0	0.0	0.0	0.0
112.5°	0.0	0.0	0.0	0.0	0.0	0.0	0.0	0.0	0.0	0.0	0.0
115°	0.0	0.0	0.0	0.0	0.0	0.0	0.0	0.0	0.0	0.0	0.0
117.5°	0.0	0.0	0.0	0.0	0.0	0.0	0.0	0.0	0.0	0.0	0.0
120°	0.0	0.0	0.0	0.0	0.0	0.0	0.0	0.0	0.0	0.0	0.0
122.5°	0.0	0.0	0.0	0.0	0.0	0.0	0.0	0.0	0.0	0.0	0.0
125°	0.0	0.0	0.0	0.0	0.0	0.0	0.0	0.0	0.0	0.0	0.0
127.5°	0.0	0.0	0.0	0.0	0.0	0.0	0.0	0.0	0.0	0.0	0.0
130°	0.0	0.0	0.0	0.0	0.0	0.0	0.0	0.0	0.0	0.0	0.0
132.5°	0.0	0.0	0.0	0.0	0.0	0.0	0.0	0.0	0.0	0.0	0.0
135°	0.0	0.0	0.0	0.0	0.0	0.0	0.0	0.0	0.0	0.0	0.0
137.5°	0.0	0.0	0.0	0.0	0.0	0.0	0.0	0.0	0.0	0.0	0.0
140°	0.0	0.0	0.0	0.0	0.0	0.0	0.0	0.0	0.0	0.0	0.0
142.5°	0.0	0.0	0.0	0.0	0.0	0.0	0.0	0.0	0.0	0.0	0.0
145°	0.0	0.0	0.0	0.0	0.0	0.0	0.0	0.0	0.0	0.0	0.0
147.5°	0.0	0.0	0.0	0.0	0.0	0.0	0.0	0.0	0.0	0.0	0.0
150°	0.0	0.0	0.0	0.0	0.0	0.0	0.0	0.0	0.0	0.0	0.0
152.5°	0.0	0.0	0.0	0.0	0.0	0.0	0.0	0.0	0.0	0.0	0.0
155°	0.0	0.0	0.0	0.0	0.0	0.0	0.0	0.0	0.0	0.0	0.0
157.5°	0.0	0.0	0.0	0.0	0.0	0.0	0.0	0.0	0.0	0.0	0.0
160°	0.0	0.0	0.0	0.0	0.0	0.0	0.0	0.0	0.0	0.0	0.0
162.5°	0.0	0.0	0.0	0.0	0.0	0.0	0.0	0.0	0.0	0.0	0.0
165°	0.0	0.0	0.0	0.0	0.0	0.0	0.0	0.0	0.0	0.0	0.0
167.5°	0.0	0.0	0.0	0.0	0.0	0.0	0.0	0.0	0.0	0.0	0.0
170°	0.0	0.0	0.0	0.0	0.0	0.0	0.0	0.0	0.0	0.0	0.0
172.5°	0.0	0.0	0.0	0.0	0.0	0.0	0.0	0.0	0.0	0.0	0.0
175°	0.0	0.0	0.0	0.0	0.0	0.0	0.0	0.0	0.0	0.0	0.0
177.5°	0.0	0.0	0.0	0.0	0.0	0.0	0.0	0.0	0.0	0.0	0.0
180°	0.0	0.0	0.0	0.0	0.0	0.0	0.0	0.0	0.0	0.0	0.0



REPORT NUMBER: P226215

CATALOG NUMBER: MLA-B3-LED-XX-T3-7030-XX

CANDELA DISTRIBUTION (continued):

	90°	95°	105°	115°	125°	135°	145°	155°	165°	175°	180°
0°	1428.8	1428.8	1428.8	1428.8	1428.8	1428.8	1428.8	1428.8	1428.8	1428.8	1428.8
2.5°	1428.8	1427.0	1430.6	1435.0	1436.8	1438.5	1424.4	1424.4	1428.8	1445.6	1446.5
5°	1452.7	1449.2	1447.4	1449.2	1451.8	1454.5	1439.4	1438.5	1443.0	1458.9	1461.6
7.5°	1481.9	1479.3	1476.6	1474.0	1474.0	1475.7	1458.0	1455.4	1460.7	1476.6	1478.4
10°	1519.1	1515.6	1510.3	1506.7	1504.9	1502.3	1474.8	1465.1	1466.0	1481.0	1483.7
12.5°	1554.5	1553.6	1550.1	1551.0	1545.7	1532.4	1487.2	1463.3	1454.5	1465.1	1468.6
15°	1589.0	1589.0	1595.2	1601.4	1588.2	1556.3	1494.3	1451.8	1428.8	1436.8	1438.5
17.5°	1620.0	1623.6	1636.8	1644.8	1622.7	1578.4	1493.4	1429.7	1391.6	1392.5	1392.5
20°	1655.4	1659.0	1676.7	1679.3	1648.4	1590.8	1481.0	1392.5	1343.8	1338.5	1334.1
22.5°	1690.0	1696.2	1713.0	1708.6	1664.3	1589.9	1455.4	1350.9	1291.6	1281.9	1277.4
25°	1736.0	1746.6	1757.2	1736.9	1674.0	1574.0	1416.4	1304.0	1230.5	1212.8	1207.5
27.5°	1805.9	1816.6	1811.2	1765.2	1675.8	1540.4	1376.6	1246.4	1153.5	1126.9	1124.3
30°	1905.1	1906.0	1871.4	1792.7	1668.7	1506.7	1319.0	1169.4	1064.1	1034.9	1033.1
32.5°	2022.8	2004.2	1936.1	1813.0	1650.1	1454.5	1236.7	1076.5	974.7	945.5	940.1
35°	2151.2	2124.6	2006.0	1835.1	1615.6	1373.0	1137.6	981.8	887.9	860.5	856.0
37.5°	2306.1	2264.5	2084.8	1850.2	1558.1	1268.6	1034.0	887.9	795.8	768.4	762.2
40°	2505.3	2441.5	2175.1	1851.1	1470.4	1144.6	928.6	787.9	699.4	671.0	668.4
42.5°	2744.3	2634.5	2266.3	1835.1	1368.6	1039.3	825.1	681.7	597.6	565.7	566.6
45°	2997.5	2859.4	2364.5	1804.2	1273.0	919.8	702.9	573.6	498.4	474.5	473.6
47.5°	3256.9	3088.7	2469.0	1769.6	1166.8	805.6	594.0	472.7	414.3	401.9	394.8
50°	3526.9	3333.0	2572.6	1734.2	1048.1	693.2	489.5	390.4	342.6	330.2	325.8
52.5°	3865.0	3599.5	2672.6	1705.0	933.1	583.4	403.7	326.7	283.3	270.0	266.5
55°	4349.3	3975.7	2793.9	1667.8	833.9	486.9	343.5	275.3	240.8	228.4	224.9
57.5°	4979.6	4442.2	2954.1	1617.4	744.5	423.2	298.3	242.6	219.5	207.2	204.5
60°	5684.3	4989.3	3193.1	1567.8	671.9	389.5	274.4	230.2	208.0	195.6	193.9
62.5°	6310.1	5460.3	3459.6	1522.6	633.8	382.4	273.5	225.7	198.3	185.0	183.2
65°	6626.2	5701.1	3512.7	1449.2	615.3	401.0	291.3	224.9	190.3	175.3	173.5
66°	6641.2	5681.6	3442.8	1395.2	601.1	407.2	298.3	224.0	186.8	171.7	170.0
67.5°	6517.3	5522.3	3248.9	1259.7	564.8	404.6	305.4	222.2	181.5	165.5	164.7
70°	5901.1	4926.5	2738.1	979.1	478.0	367.4	291.3	213.3	171.7	155.8	153.1
72.5°	4736.1	4035.9	2119.3	701.1	393.9	319.6	265.6	201.0	162.9	146.1	143.4
75°	3043.5	2685.0	1445.6	503.7	333.7	279.7	233.7	191.2	153.1	135.4	133.7
77.5°	1070.3	1045.5	758.7	388.6	289.5	241.7	201.8	171.7	139.0	110.7	105.3
80°	278.0	292.1	350.6	333.7	244.3	201.8	167.3	146.1	119.5	87.6	85.9
82.5°	150.5	161.1	216.9	264.7	196.5	160.2	132.8	111.5	94.7	70.8	65.5
85°	95.6	100.9	140.8	161.1	128.4	118.6	98.3	80.6	69.9	45.1	40.7
87.5°	60.2	69.9	89.4	86.8	66.4	50.5	65.5	54.0	48.7	27.4	20.4
90°	17.7	23.9	35.4	36.3	27.4	20.4	31.9	31.9	31.0	15.0	0.0
92.5°	1.8	1.8	2.7	6.2	7.1	8.0	13.3	16.8	16.8	3.5	0.0
95°	0.9	0.9	0.9	1.8	2.7	3.5	4.4	7.1	7.1	0.9	0.0
97.5°	0.9	0.9	1.8	1.8	1.8	1.8	0.9	1.8	0.9	0.0	0.0
100°	0.9	1.8	1.8	1.8	1.8	1.8	1.8	0.9	0.0	0.0	0.0
102.5°	0.0	0.0	0.0	0.0	0.0	0.0	0.0	0.0	0.0	0.0	0.0
105°	0.0	0.0	0.0	0.0	0.0	0.0	0.0	0.0	0.0	0.0	0.0
107.5°	0.0	0.0	0.0	0.0	0.0	0.0	0.0	0.0	0.0	0.0	0.0



REPORT NUMBER: P226215

CATALOG NUMBER: MLA-B3-LED-XX-T3-7030-XX

CANDELA DISTRIBUTION (continued):

	90°	95°	105°	115°	125°	135°	145°	155°	165°	175°	180°
110°	0.0	0.0	0.0	0.0	0.0	0.0	0.0	0.0	0.0	0.0	0.0
112.5°	0.0	0.0	0.0	0.0	0.0	0.0	0.0	0.0	0.0	0.0	0.0
115°	0.0	0.0	0.0	0.0	0.0	0.0	0.0	0.0	0.0	0.0	0.0
117.5°	0.0	0.0	0.0	0.0	0.0	0.0	0.0	0.0	0.0	0.0	0.0
120°	0.0	0.0	0.0	0.0	0.0	0.0	0.0	0.0	0.0	0.0	0.0
122.5°	0.0	0.0	0.0	0.0	0.0	0.0	0.0	0.0	0.0	0.0	0.0
125°	0.0	0.0	0.0	0.0	0.0	0.0	0.0	0.0	0.0	0.0	0.0
127.5°	0.0	0.0	0.0	0.0	0.0	0.0	0.0	0.0	0.0	0.0	0.0
130°	0.0	0.0	0.0	0.0	0.0	0.0	0.0	0.0	0.0	0.0	0.0
132.5°	0.0	0.0	0.0	0.0	0.0	0.0	0.0	0.0	0.0	0.0	0.0
135°	0.0	0.0	0.0	0.0	0.0	0.0	0.0	0.0	0.0	0.0	0.0
137.5°	0.0	0.0	0.0	0.0	0.0	0.0	0.0	0.0	0.0	0.0	0.0
140°	0.0	0.0	0.0	0.0	0.0	0.0	0.0	0.0	0.0	0.0	0.0
142.5°	0.0	0.0	0.0	0.0	0.0	0.0	0.0	0.0	0.0	0.0	0.0
145°	0.0	0.0	0.0	0.0	0.0	0.0	0.0	0.0	0.0	0.0	0.0
147.5°	0.0	0.0	0.0	0.0	0.0	0.0	0.0	0.0	0.0	0.0	0.0
150°	0.0	0.0	0.0	0.0	0.0	0.0	0.0	0.0	0.0	0.0	0.0
152.5°	0.0	0.0	0.0	0.0	0.0	0.0	0.0	0.0	0.0	0.0	0.0
155°	0.0	0.0	0.0	0.0	0.0	0.0	0.0	0.0	0.0	0.0	0.0
157.5°	0.0	0.0	0.0	0.0	0.0	0.0	0.0	0.0	0.0	0.0	0.0
160°	0.0	0.0	0.0	0.0	0.0	0.0	0.0	0.0	0.0	0.0	0.0
162.5°	0.0	0.0	0.0	0.0	0.0	0.0	0.0	0.0	0.0	0.0	0.0
165°	0.0	0.0	0.0	0.0	0.0	0.0	0.0	0.0	0.0	0.0	0.0
167.5°	0.0	0.0	0.0	0.0	0.0	0.0	0.0	0.0	0.0	0.0	0.0
170°	0.0	0.0	0.0	0.0	0.0	0.0	0.0	0.0	0.0	0.0	0.0
172.5°	0.0	0.0	0.0	0.0	0.0	0.0	0.0	0.0	0.0	0.0	0.0
175°	0.0	0.0	0.0	0.0	0.0	0.0	0.0	0.0	0.0	0.0	0.0
177.5°	0.0	0.0	0.0	0.0	0.0	0.0	0.0	0.0	0.0	0.0	0.0
180°	0.0	0.0	0.0	0.0	0.0	0.0	0.0	0.0	0.0	0.0	0.0

(END OF REPORT)